


HOW TO GARDEN IN A *drought*

California is in a drought and that means that we need to be careful with every drop of water that we use, particularly outdoors. Here's a guide to how to help your landscape survive the drought.



GET EFFICIENT



introduce drip irrigation



invest in a smart controller



water less frequently, but longer and close to plant roots



redirect downspouts to capture rainwater and direct it to garden areas

PRIORITIZE YOUR LANDSCAPE



1
VEGETABLES & FRUITS GET PRIORITY
They help feed your family.



2
WATER-WISE PLANTS & SHADE TREES
Water-wise plants use little or no water once established. Shade trees help keep plants cool and less thirsty.




3
THIRSTY PLANTS – LAWN, HIGH-WATER-USE & CONTAINER PLANTS
These plants are the lowest on the priority list. If you have to cut back, start here.

USE MULCH

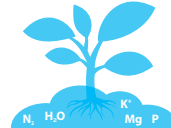
There are many benefits using mulch in your landscape.



RETAIN MOISTURE
Less watering needed and grow healthier plants.



MODERATES TEMPERATURE
Cool soil in the summer and warm soil in the winter.



DECOMPOSES NUTRIENTS
Enrich soil and better soil quality.



DISCOURAGE WEEDS
Keep weeds away and reduce maintenance.

CAN I PLANT?

Check with your local water agency and if you can water at least two times a week, you can plant water-wise plants and shade trees. This is not the time to install new lawn or thirsty, non-California friendly plants.



RECYCLE INDOOR WATER OUTDOORS!

Recycle water you are using indoors by capturing what otherwise might go down the drain and use it on plants.



put a bucket in your shower



use cooled cooking water



wash your fruits & veggies over a bucket



keep a pitcher next to the sink and empty water glasses in it

For more tips on reducing water use, visit saveourwater.com!



Save Our Water